

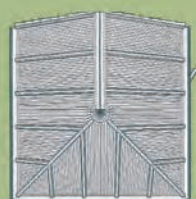
DIY Conservatories

Create an outlook that is exceptional




**PRIOR CONSERVATORIES
LIMITED**

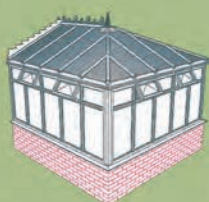
www.priorconservatories.co.uk



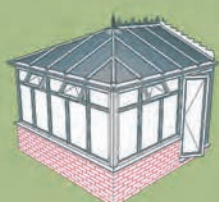
Plan View



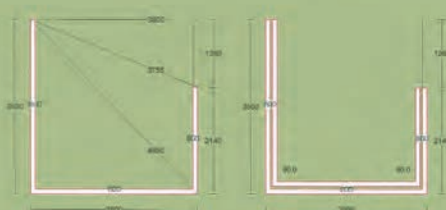
Front Elevation



Left 3d View



Right 3d View



External Brickwork

Prior Conservatories

Introduction

Thank you for your recent request for our brochure where you will find all the details you need about buying your new conservatory and what Prior Conservatories can offer you.

At Prior conservatories we pride ourselves on our excellent customer service, our strong commitment to produce quality products offering you a full and complete service.

Anyone can do it

With the use of our superb website and our highly experienced sales team you can obtain all the technical information you need to create a beautiful new conservatory for your home, adding space or just bringing your garden into your home.

However you wish to use your conservatory, there is a size and style to suit your home, your budget and your requirements and this will not just

be a valuable home improvement but an investment that will add true value to your home.

Perfect Results

You can achieve the conservatory of your dreams at a fraction of the cost of a supply and fit conservatory. We supply our conservatories in kit form with detailed instructions, all of our conservatories are made to measure and designed for easy, trouble free self assembly by the average DIY enthusiast with a basic set of tools.

We are always there to help with every aspect of the conservatory from initial contact to our excellent after sales service.



Windows
make
houses



Prior Conservatories will deliver your conservatory direct to your door



1. Think about how you plan to use your new conservatory. Planning its intended use will help you to decide on what layout and size is best.
2. Do take into consideration the position of your conservatory. Conservatories which face south receive the most sun and therefore the need for ventilation and blinds is crucial.

Tips & Benefits

1-2

"We have had several comments from impressed neighbours and have passed your details onto various people in the area already. We just have to finish the internal decoration now."

Jo Butler

A Room for All Seasons

Probably the most under-rated home improvement is the conservatory. Whether you want a conservatory for a garden room, breakfast room, playroom or even an office, you'll soon come to realise that it is truly a room for all seasons and you'll soon wonder how you ever managed without it.

Adding a conservatory to your home not only gives you more space, but also opens up your house to the outside world. Within a short space of time you will realise that your conservatory has become one of the most popular rooms in your home.

We'll guide you through all the options, explain about the great strength and security that comes from galvanised steel reinforcements and help you choose from our range of hardware, locking systems, ventilation options and glazing.



The versatility of our computer aided design facility ensures the conservatories are designed with complete structural integrity, you really can tailor make your conservatory to suit your home and pocket.



Quality, comfort, security & warmth...

3. When thinking of your conservatory layout, bear-in-mind the position of the doors into your garden. Having the doors directly opening from the middle of the room often restricts the amount of usable floor space as it is used as a walkway.
4. Don't forget bigger isn't always better. Consider the aesthetic appeal; choose a style & size that complements your home.

3-4




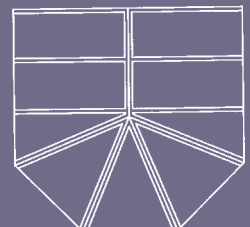
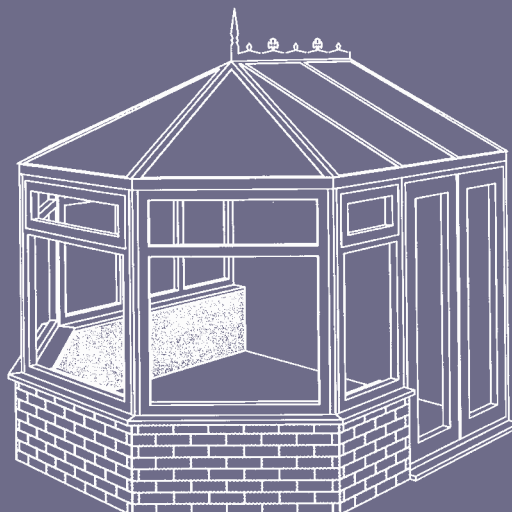
Victorian

The Victorian is the most popular style of conservatory, with a versatility that makes it suitable for many house styles. Its distinguishing architectural features, such as a bay front, give a curved appearance and a steeply pitched roof and ornate ridge details give this style of conservatory a more classical appearance.

The Victorian style is available in:

Three facet – a bay front that has three main windows that give a curved appearance, widely angled for maximum space

Five facet – a bay front with five main windows creating a more rounded appearance





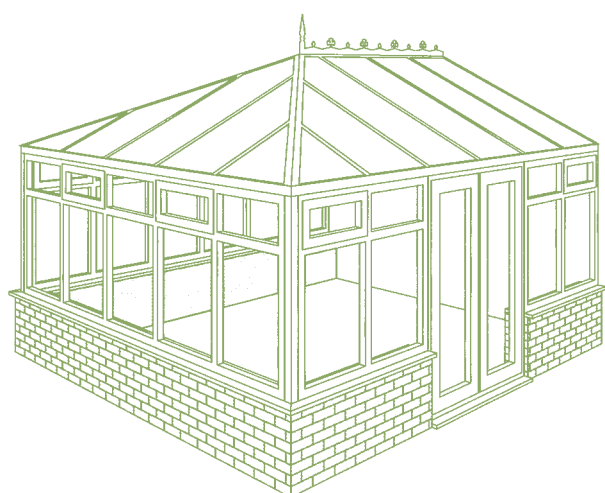


"I would like to take this opportunity to thank you and all the staff at Prior Conservatories for all the help and professional advice given..."

J. Brian

Georgian

The Edwardian conservatory is a flat fronted style that offers excellent use of floor space due to the square or rectangular internal shape. With its classic design and extra headroom it offers an airy spaciousness feel, ideal for entertaining and everyday use.



5. Think about the glazing option you would like to have. You can choose between normal glass, polycarbonate or intelligent performance glass. Both normal glass and polycarbonate will allow the sun's solar rays to penetrate into your conservatory raising the temperature in the room during hot summer days, whereas, intelligent performance glass will help to regulate this, and will help to prevent heat loss during the winter months.

Tips & Benefits 5

Quality, comfort, security & warmth...



Lean-To



The lean-to style is for those who prefer the clean understated lines of a Mediterranean sunroom.

Traditional or contemporary, this style is ideal for properties with limited space under the eaves or an awkward area in which to fit a conservatory.

The pitch of the roof is variable, so that a shallow pitch could fit under a low bungalow roof, whilst a steeper pitch would match the roof of a terraced or detached house.

Tips & Benefits

6. Consider what ventilation requirements you may need; whether it is a roof vent, roof fan or an air conditioning unit.
7. Although you don't necessarily require planning permission if you live in England or Wales, it is best to check with your local authority to be sure you conform to all permissions.

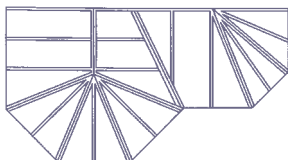


6-7

For homes that require a larger conservatory a P-shaped, T-shaped, Gable or Lantern style are impressive additions. The P-shape and T-shape conservatories offer a large and versatile Floor space. The Lantern style dating back to the orangeries of days gone by is distinguished by the two tiered feature roof and is a popular choice for swimming pool enclosures. The Gable conservatory is similar to the Edwardian style, maximising Floor space by way of a rectangular Floor plan but with the added feature of an extended front elevation window. This further enhances the feeling of light and space.



Something different



8. Consider your heating options for the winter months, enabling you to have full usage of your conservatory throughout the year.

Tips & Benefits

8

Quality, comfort, security & warmth...



Contact us

To receive further information about the Prior Conservatory range please contact:

Prior Conservatories Limited

Bird Industrial Park
Station Road
Long Marston
Stratford Upon Avon
Warwickshire
CV37 8RP

Tel: 0800 001 5848

Fax: 01789 720220

email: sales@priorconservatories.co.uk

www.priorconservatories.co.uk

PRIOR CONSERVATORIES



Windows
make
houses

